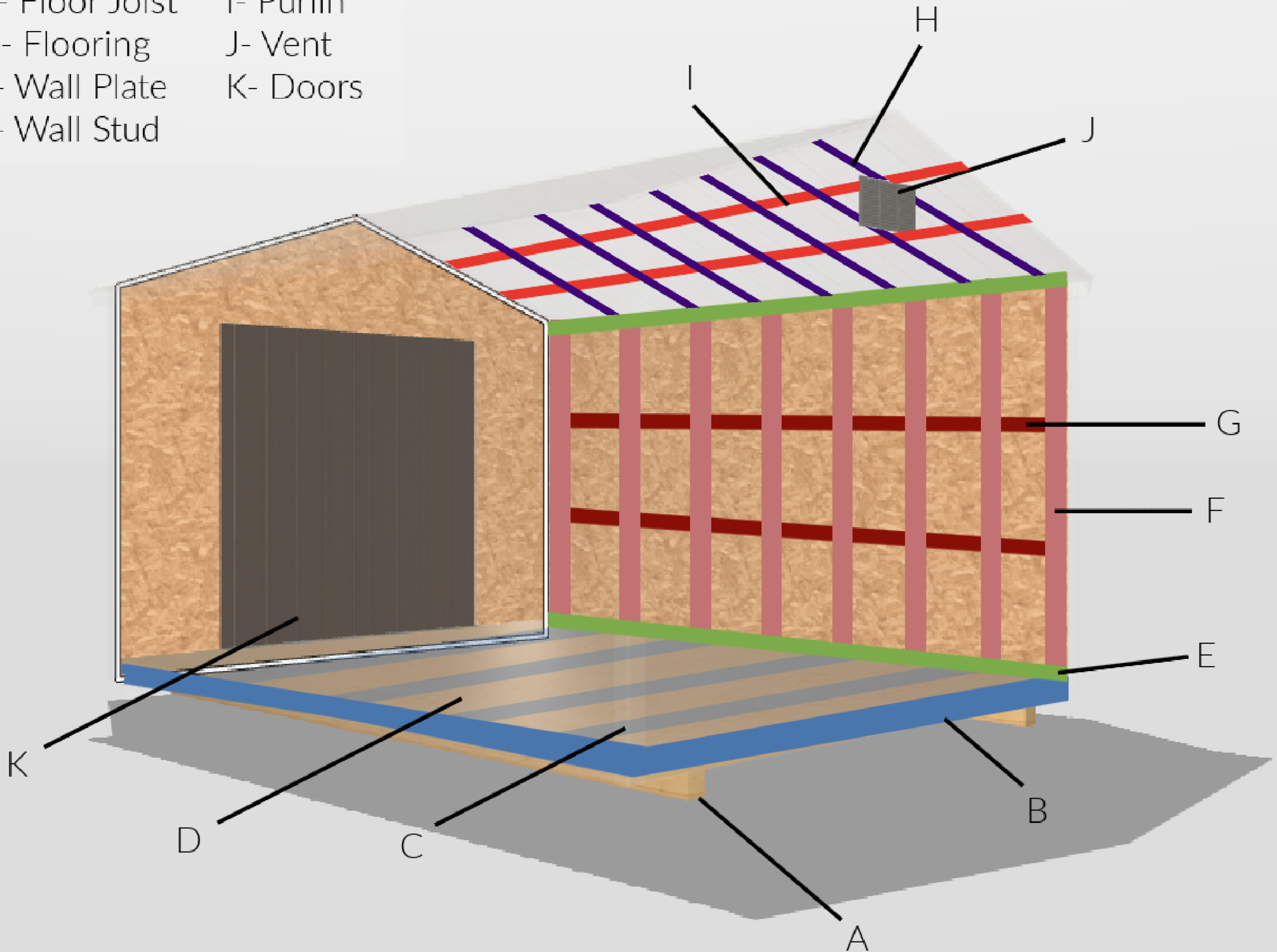


Shedology 101

- A- Runner
- B- Rim Joist
- C- Floor Joist
- D- Flooring
- E- Wall Plate
- F- Wall Stud
- G- Girt
- H- Rafter
- I- Purlin
- J- Vent
- K- Doors



**This diagram shows commonly referred to components and does not show all components that may make up a building. This is a generic diagram and it is important to remember all builders/brands construct their buildings differently. If you have a question regarding a particular component please reach out to your local sales rep, check out the models additional specifications on our website, or call us (270) 789 - 4236.

Additional Specifications

Valley View - Value Shed

| Wall Specs | |
|--------------|---|
| Wall Height | 6' |
| Stud Type | 2" x 4" |
| Stud Spacing | 24" o.c |
| Siding | LP SmartSide Premium Siding |
| Trim | LP SmartSide Premium Siding |
| Sheathing | None |
| Vents | 1 Metal vent placed at each gable. 2 metal vents total. |

| Roof Specs | |
|----------------|-------------------|
| Roof Pitch | 4/12 |
| Rafter Type | 2" x 4" |
| Rafter Spacing | 48" o.c |
| Roof Type | 29 Gauge Metal |
| Sheathing | R-Foil Insulation |

| Floor Specs | |
|---------------|---|
| Joist Type | 2" x 4" Pressure treated |
| Joist Spacing | 16" o.c |
| Flooring | 3/4" Pressure treated |
| Runners | 4" x 6" Pressure treated, notched |
| Runner # | 8' & 10' Wide - 2 runners 12' Wide - 4 runners |



Additional Specifications

Valley View - Value Shed

| Door Specs | |
|---------------|---|
| Standard Door | 6' Double Doors (Single 4' door on 8' wide). |
| Door Opening | 6' Double doors: Width - Approx 70" Height - Approx 60" |
| Threshold | Heavy duty aluminum diamond plate |

| Standard Features | |
|-------------------|--|
| | |
| | |
| | |





10 YEAR NO-FADE GUARANTEE



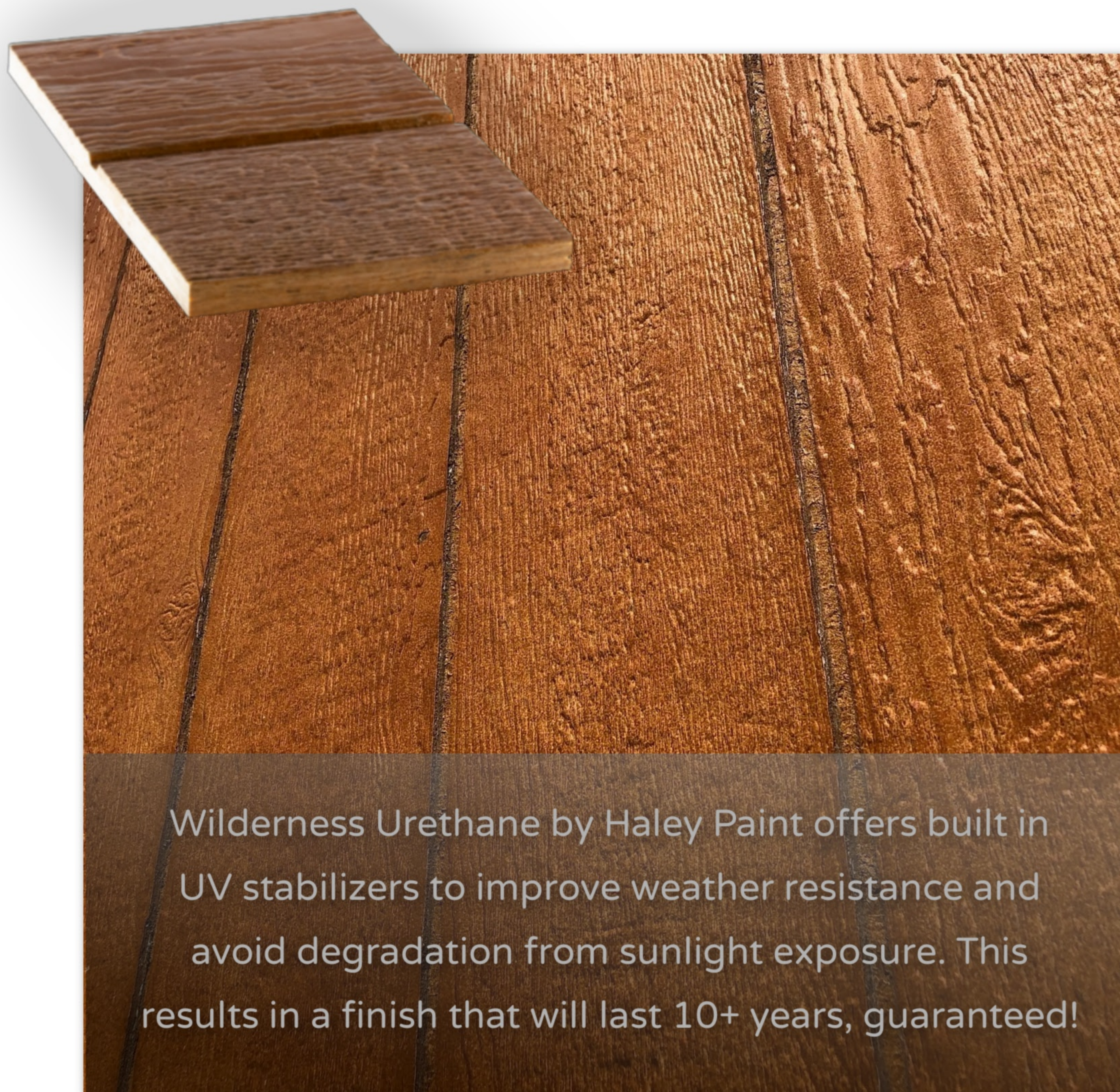
Featuring a durable finish that's resistant to fading, cracking, blistering or chalking. Super Satin Paint by Haley Paint adds a premium and professional finish to any outdoor structure. In addition the Super Satin paint offers excellent flow and leveling over the grain texture of all wood substrates. 10 Year No-Fade guarantee / 25 Year Adhesion Promise!



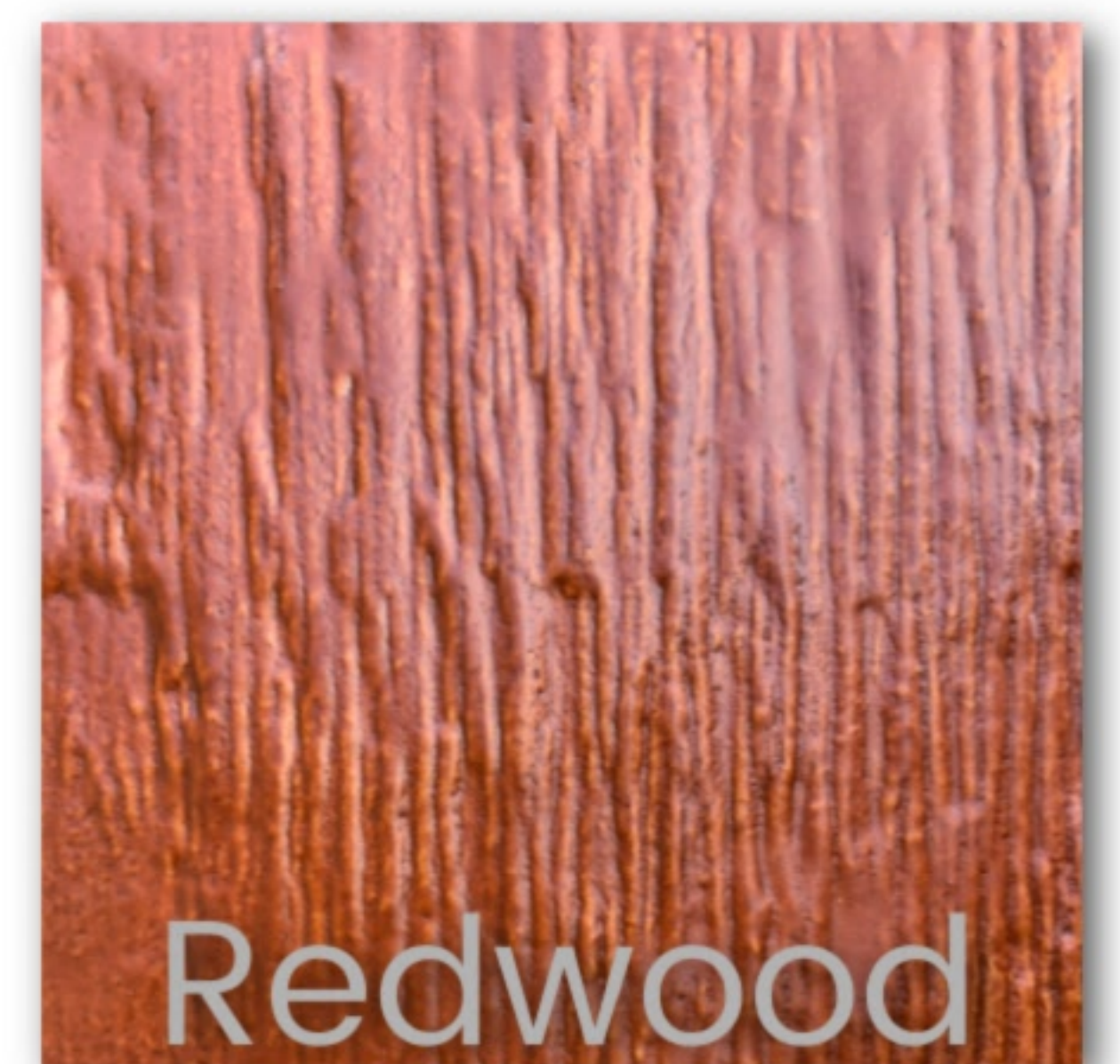
Actual colors may vary from on-screen representation. Confirm your color choice prior to purchase by purchasing urethane & stain sample or by requesting one of our paint chips.



10+ YEAR GUARANTEE



Wilderness Urethane by Haley Paint offers built in UV stabilizers to improve weather resistance and avoid degradation from sunlight exposure. This results in a finish that will last 10+ years, guaranteed!



Redwood



Honey Gold



Chesnut



Driftwood



Actual colors may vary from on-screen representation. Confirm your color choice prior to purchase by purchasing urethane & stain sample or by requesting one of our paint chips.



Graber Post Buildings, Inc.



Hartford Green



Black



Charcoal



Gray



Evergreen



White



Ivory




Tan




Stone




Clay




Burnished Slate




Brown




Red




Dark Red



Crimson Red



Burgundy



Gallery Blue



Blue

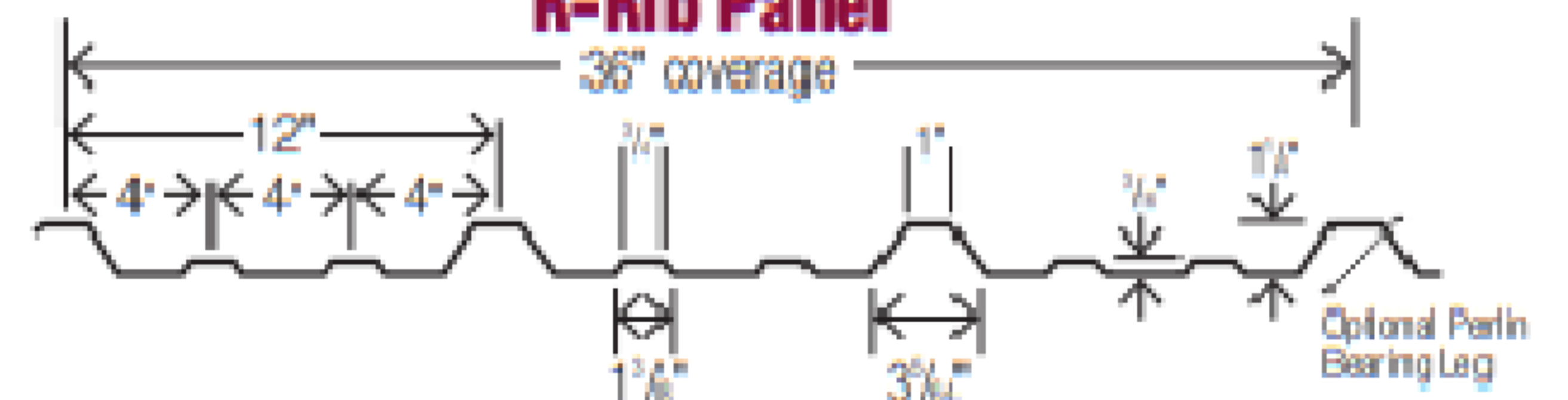


COVERAGE Our 3/4" rib with its anti-siphon feature gives you a weather-tight seal.

G-Rib Panel



R-Rib Panel



Standing Seam Panel



The above colors are intended only as an approximation of actual colors. Exact color chips can be supplied if required. Color prices may vary. Call to check on availability of colors for 26 gauge.