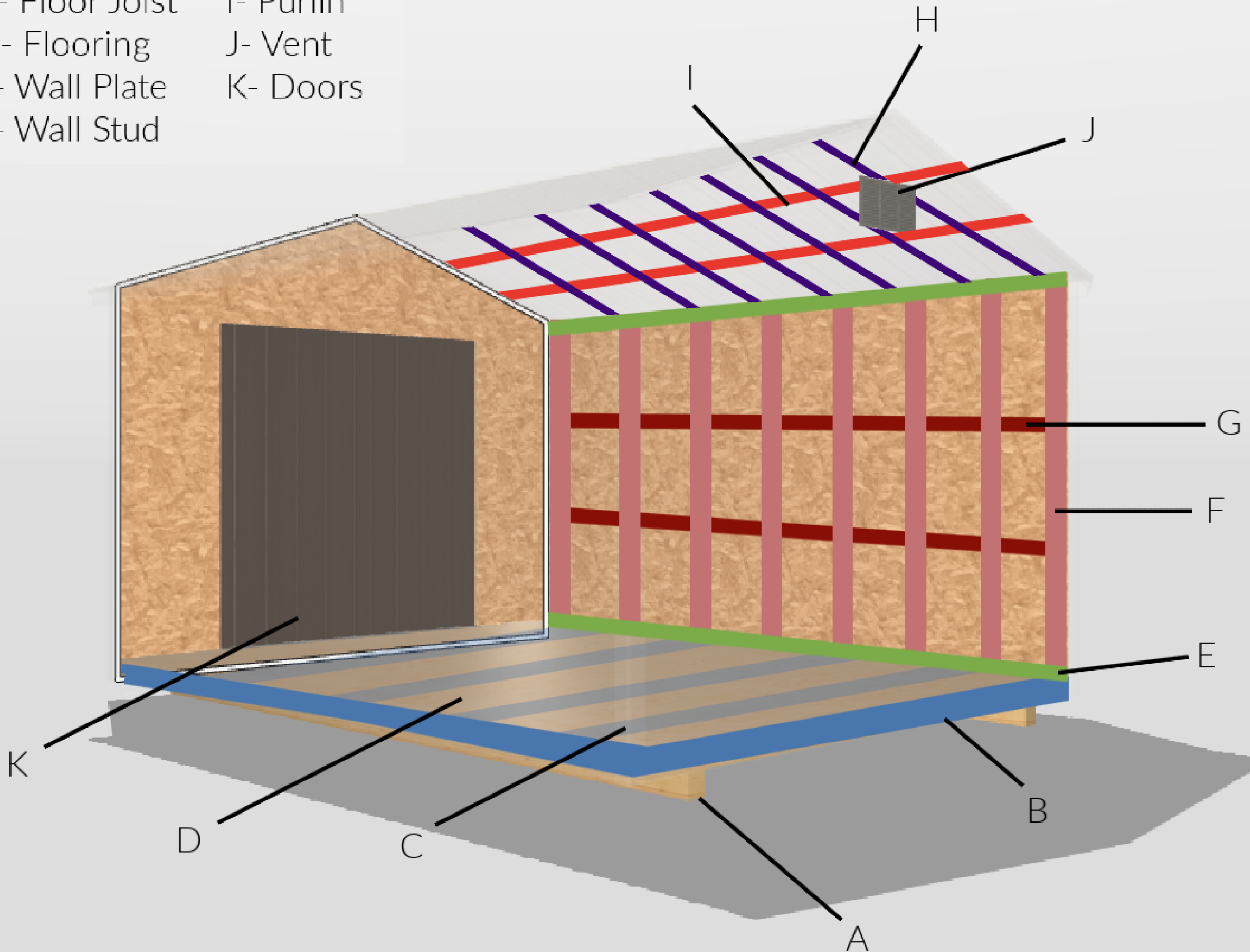


Shedology 101

- A- Runner
- B- Rim Joist
- C- Floor Joist
- D- Flooring
- E- Wall Plate
- F- Wall Stud
- G- Girt
- H- Rafter
- I- Purlin
- J- Vent
- K- Doors



**This diagram shows commonly referred to components and does not show all components that may make up a building. This is a generic diagram and it is important to remember all builders/brands construct their buildings differently. If you have a question regarding a particular component please reach out to your local sales rep, check out the models additional specifications on our website, or call us (270) 789 - 4236.

Additional Specifications

Sloping Ridge - Treated Lofted Garage

Wall Specs	
Wall Height	6' 3"
Stud Type	2" x 4"
Stud Spacing	24" o.c (Every other stud doubled).
Siding	T1-11 treated siding
Trim	Treated trim board
Sheathing	None
Vents	1 metal vent placed at each gambrel. 2 Metal vents total.

Roof Specs	
Roof Pitch	Gambrel style
Rafter Type	2" x 4" (12' Wide gets 2" x 4" loft joists & 14' wide gets 2" x 6").
Rafter Spacing	48" o.c
Roof Type	Central States, 29 gauge Panel-Loc Plus metal
Sheathing	Single bubble insulation

Floor Specs	
Joist Type	2" x 6"
Joist Spacing	16" o.c
Flooring	3/4" LP ProStruct Tongue and Groove flooring with SmartFinish
Runners	4" x 6" Pressure treated runners, notched
Runner #	10' Wide - 2 runners 12' wide & 14'- 4 runners.



Additional Specifications

Sloping Ridge - Treated Lofted Garage

Door Specs	
Standard Door	9' x 7' Roll up door & a 9-lite or "half glass" door (36" x 72").
Door Opening	
Threshold	Heavy duty aluminum diamond plate

Standard Features	
(1) 2' x 3' Single pane aluminum window. Lofts: 16' Long - 8' rear loft, 20' long - 10' rear lofts, 24' and longer - will receive loft space that is half the length of the garage but divided into 2 lofts (one in each end).	



Natural-Kote™ Soy-Based Wood Stain

Superior Flowing & Penetrating Technology

Semi-Transparent Interior/Exterior

Advanced Bio-Based Technology

- Penetrating & Non Film Forming
- Rejuvenates, Preserves & Protects
- Long Lasting UV Protection
- No Stripping For Recoats
- Green Building Compliant

PROFESSIONAL GRADE HIGH PERFORMANCE FORMULATION

Tint Base 1 U.S. quart - fill rate of 30.5 fl. oz.

KEEP OUT OF THE REACH OF CHILDREN

Made in the U.S.A.

Natural-Kote™ Soy-Based Wood Stain Advantages

High Performance
Penetrating Technology
UV Resistant
Preserves & Protects
No Oily Films Fast
Drying
Virtually Odorless

Low Emitting Material
Renewable Resource
Recycled Content
Non-Flammable
Non-Hazardous

Ingredient/CAS
Soy Methyl Ester/ (67762-38-3)
Proprietary Mixture/ (N/A-Non Haz)
Water/ (7732-18-5)

VOC: <25 g/L

Manufactured by



Rebersburg, PA

DO NOT USE THIS DIGITAL COLOR CHART FOR COLOR MATCHING.

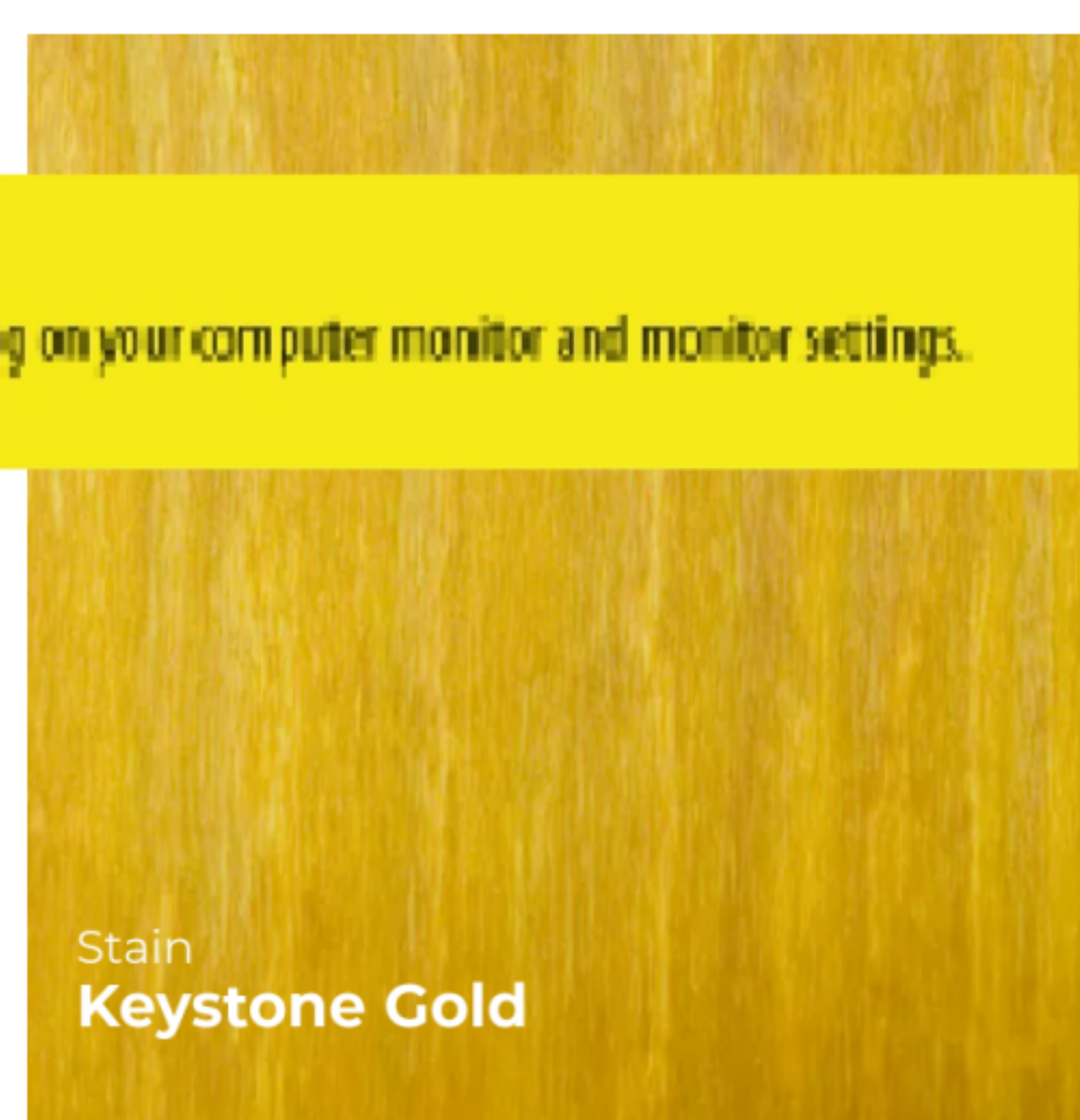
This digital color chart is intended to be viewed on computer monitors to show a wide range of colors available. Colors will vary depending on your computer monitor and monitor settings. Please ask for a physical color chart to view colors, and a metal sample for color matching purposes.



Stain
Driftwood



Stain
Redwood




Stain
Keystone Gold

Natural-Kote Soy-Based Wood Stain is a leading soy-based, non-hazardous penetrating stain technology. The proprietary formulation with a soy ester dispersion resin made from rapidly renewable resource materials, makes Natural-Kote the preferred environmentally compliant wood stain technology. This advanced chemistry delivers true penetration that rejuvenates, preserves, & protects wood surfaces. The natural ingredients replicates the function of sap to provide healthier and longer lasting wood stain finish. Brings life to the natural beauty of wood without degrading the appearance of the grain.

DO NOT USE THIS DIGITAL COLOR CHART FOR COLOR MATCHING.

This digital color chart is intended to be viewed on computer monitors to show a wide range of colors available. Colors will vary depending on your computer monitor and monitor settings. Please ask for a physical color chart to view colors, and a metal sample for color matching purposes.



Panel-Loc Plus™

Color Selection Tool



	PRIME CentralGuard
FADE PROTECTION	LIFETIME
Paint Warranty	THICKER 1.0 mil
Paint Thickness	30-YEAR
Fade Warranty	✓✓
Fade Protection	
RUST BLOCKING	✓
Advanced Rust Blocking	20-YEAR
Perforation Warranty	1.60 mil
Substrate Thickness	Galvalume
Substrate Coating	
DENT RESISTANCE	✓
Advanced Dent Resistance	THICK
Steel Thickness	29 ga.
Steel Gauge	



Clear acrylic coating
Galvalume® **Burnished Slate** **Brown** **Tan**

